

# BILPOWER LIMITED



Registered office: 2<sup>nd</sup> Floor, Vikas Chamber, Link & Marve Road, Malad (West), Mumbai-400064, India  
Tel: +91 22 42728080, Fax: + 91 22 2881 1225, Website: www.bilpower.com, email: investors@bilpower.com,  
CIN: L51420MH1989PLC053772

Dated: 17<sup>th</sup> October, 2015

To,

Department of Corporate Services  
Bombay Stock Exchange Ltd. (BSE)  
P.J. Towers, Dalal Street,  
Mumbai - 400 001

Stock Code 531590  
Fax: 022 2272 3121

The Manager-Listing Department  
National Stock Exchange of India Limited  
Exchange Plaza, Bandra Kurla Complex,  
Bandra (East), Mumbai - 400 051

Stock Code BILPOWER  
Fax: 022 26598120

Dear Sir,

**Sub: Quarterly Shareholding Pattern under Clause 35 of the Listing Agreement for the quarter ended 30.09.2015**

As per Clause 35 of the Listing Agreement, we are enclosing herewith following statements as on quarter ended 30<sup>th</sup> September, 2015:

1. Shareholding Pattern of the Company;
2. Shareholding of person belonging to the category "Promoter and Promoter Group";
3. Shareholding of person belonging to the category "Public" and holding more than 1% of the total number of shares;
4. Details of locked in shares;
5. Details of Depository Receipts;
6. Holding of Depository Receipts, where shares are in excess of 1% of the total number of shares.

Hope you will find the same in order.

Thanking You,

Yours faithfully,

For BILPOWER LIMITED



CHANDRASHEKHAR TRIVEDI  
DIRECTOR  
DIN: 00135114

Encl: As above

## Introductory sub-table (l)(a)

Name of the Company:	BILPOWER LIMITED
Scrip Code, Name of the scrip, class of security:	531590
Quarter ended:	30/09/2015

Partly paid-up shares:-	No. of partly paid-up shares	As a % of total no. of partly paid-up shares	As a % of total no. of shares of the company
Held by promoter/promoter group	0	NIL	0
Held by public	0	NIL	0
<b>Total - D</b>	<b>NIL</b>	<b>NIL</b>	<b>NIL</b>

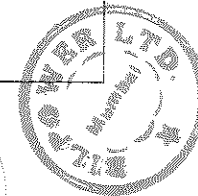
Outstanding convertible securities:-	No. of outstanding securities	As a % of total no. of outstanding convertible securities	As a % of total no. of shares of the company, assuming full conversion of the convertible securities
--------------------------------------	-------------------------------	---	--

Held by promoter/promoter group	0	NIL	NIL
Held by public	0	NIL	NIL
<b>Total - E</b>	<b>NIL</b>	<b>NIL</b>	<b>NIL</b>

Warrants:-	No. of warrants	As a % of total no. of warrants	As a % of total no. of shares of the company, assuming full conversion of warrants
------------	-----------------	---------------------------------	--


Held by promoter/promoter group	0	NIL	NIL
Held by public	0	NIL	NIL
<b>Total - F</b>	<b>NIL</b>	<b>NIL</b>	<b>NIL</b>

Total paid-up capital of the company, assuming full conversion of warrants and convertible securities	21001600
---	----------




**Statement Showing Shareholding Pattern**

Category code	Category of Shareholder	Table (I)(a)				Total shareholding as a percentage of total number of shares		Shares Pledged or otherwise encumbered	
		Number of Shareholders	Total number of shares	Number of shares held in dematerialized form	As a percentage of(A+B) <sup>1</sup>	As a percentage of (A+B+C)	Number of shares	As a percentage	
<b>(A)</b>	<b>Shareholding of Promoter and Promoter Group<sup>2</sup></b>								
<b>1</b>	<b>Indian</b>								
(a)	Individuals/ Hindu Undivided Family	8	3488018	3488018	16.61	16.61	3200000	91.74	
(b)	Central Government/ State Government(s)	0	0	0	0.00	0.00	0		
(c)	Bodies Corporate	1	100	100	0.00	0.00	0		
(d)	Financial Institutions/ Banks	0	0	0	0.00	0.00	0		
(e)	Any Others(Specify)	0	0	0	0.00	0.00	0		
(e-i)	Other Individuals	0	0	0	0.00	0.00	0		
(e-ii)	Mutual Fund	0	0	0	0.00	0.00	0		
(e-iii)	Body Corp in Concert	0	0	0	0.00	0.00	0		
(e-iv)	Non Government Institutions	0	0	0	0.00	0.00	0		
	<b>Sub Total(A)(1)</b>	<b>9</b>	<b>3488118</b>	<b>3488118</b>	<b>16.61</b>	<b>16.61</b>	<b>3200000</b>	<b>91.74</b>	
<b>2</b>	<b>Foreign</b>								
a	Individuals (Non-Residents Individuals/ Foreign Individuals)	0	0	0	0.00	0.00	0		
b	Bodies Corporate	0	0	0	0.00	0.00	0		
c	Institutions	0	0	0	0.00	0.00	0		
d	Any Others(Specify)	0	0	0	0.00	0.00	0		
	<b>Sub Total(A)(2)</b>	<b>0</b>	<b>0</b>	<b>0</b>	<b>0.00</b>	<b>0.00</b>	<b>0</b>		
	<b>Total Shareholding of Promoter and Promoter Group (A)= (A)(1)+(A)(2)</b>	<b>9</b>	<b>3488118</b>	<b>3488118</b>	<b>16.61</b>	<b>16.61</b>	<b>3200000</b>	<b>91.74</b>	
<b>(B)</b>	<b>Public shareholding</b>								
<b>1</b>	<b>Institutions</b>								
(a)	Mutual Funds/ UTI	0	0	0	0.00	0.00			
(b)	Financial Institutions / Banks	0	0	0	0.00	0.00			
(c)	Central Government/ State Government(s)	0	0	0	0.00	0.00			
(d)	Venture Capital Funds	0	0	0	0.00	0.00			
(e)	Insurance Companies	1	586340	586340	2.79	2.79			
(f)	Foreign Institutional Investors	0	0	0	0.00	0.00			
(g)	Foreign Venture Capital Investors	0	0	0	0.00	0.00			
(h)	Any Other (specify)	0	0	0	0.00	0.00			
	<b>Sub-Total (B)(1)</b>	<b>1</b>	<b>586340</b>	<b>586340</b>	<b>2.79</b>	<b>2.79</b>			




<b>B 2</b>	<b>Non-institutions</b>							
(a)	Bodies Corporate	220	2809645	2808445	13.38	13.38		
(a-i)	Corporate Client Bene	0	0	0	0.00	0.00		
(a-ii)	Corporate client Margin	0	0	0	0.00	0.00		
(a-iii)	Corporate Body (Offer)	0	0	0	0.00	0.00		
(b)	Individuals							
I	Individuals -i. Individual shareholders holding nominal share capital up to Rs 1 lakh	7540	6259014	6190339	29.80	29.80		
II	ii. Individual shareholders holding nominal share capital in excess of Rs. 1 lakh	193	7702034	7684034	36.67	36.67		
(c)	Any Other (specify)	0	0	0	0.00	0.00		
(c-i)	NRI Individuals (Non Rep)	11	7431	7431	0.04	0.04		
(c-ii)	OCB	0	0	0	0.00	0.00		
(c-iii)	Foreign Bodies	0	0	0	0.00	0.00		
(c-iv)	NRI (Repatriation)	53	149018	148494	0.71	0.71		
	<b>Sub-Total (B)(2)</b>	<b>8017</b>	<b>16927142</b>	<b>16838743</b>	<b>80.60</b>	<b>80.60</b>		
<b>(B)</b>	<b>Total Public Shareholding (B)= (B)(1)+(B)(2)</b>	<b>8018</b>	<b>17513482</b>	<b>17425083</b>	<b>83.39</b>	<b>83.39</b>		
	<b>TOTAL (A)+(B)</b>	<b>8027</b>	<b>21001600</b>	<b>20913201</b>	<b>100.00</b>	<b>100.00</b>		
(C)	Shares held by Custodians and against which Depository Receipts have been issued							
(1)	Promoter and Promoter Group	0	0	0		0.00		
(2)	Public	0	0	0		0.00		
	<b>GRAND TOTAL (A)+(B)+(C)</b>	<b>8027</b>	<b>21001600</b>	<b>20913201</b>		<b>100</b>	<b>3200000</b>	<b>15.24</b>



**BILPOWER LIMITED**

(I)(b) Statement showing holding of securities (including shares, warrants, convertible securities) of persons belonging to the category "Promoter and Promoter Group".

Sr. No	Name of the shareholder	Pan No.	Details of Shares held		Encumbered shares (*)			Details of warrants		Details of convertible securities		Total shares (including underlying shares assuming full conversion of warrants and convertible securities) as a % of diluted share capital
			Number of shares held	As a % of grand total (A)+(B)+(C)	No.	As a percentage	As a % of grand total (A)+(B)+(C) of sub-clause (I)(a)	Number of warrants held	As a % total number of warrants of the same class	Number of convertible securities held	As a % total number of convertible securities of the same class	
(I)	(II)	(III)	(IV)	(V)	(VI)	(VII)=(VI)/(IV)*100	(VIII)	(IX)	(X)	(XI)	(XII)	(XIII)
1	CHOUDHARY GLOBAL LTD	AAACB3270G	100	0.00	0	0.00	0.00	0	0.00	0	0.00	0.00
2	HARSH CHOUDHARY	AHBPC7847F	100	0.00	0	0.00	0.00	0	0.00	0	0.00	0.00
3	N K CHOUDHARY (HUF)	AACHN4287L	1115624	5.31	1000000	89.64	4.76	0	0.00	0	0.00	5.31
4	NIRMALADEVI CHOUDHARY	AADPC1164A	40000	0.19	0	0.00	0.00	0	0.00	0	0.00	0.19
5	PRABHADEVI CHOUDHARY	AEWPC7497M	100	0.00	0	0.00	0.00	0	0.00	0	0.00	0.00
6	RAJENDRAKUMAR ANANDILAL CHOUH	AABPC6898D	100	0.00	0	0.00	0.00	0	0.00	0	0.00	0.00
7	RAJENDRAKUMAR CHOUDHARY (HUF)	AAEHR7735R	2200000	10.48	2200000	100.00	10.48	0	0.00	0	0.00	10.48
8	SURESH KUMAR CHOUDHARY (HUF)	AAQHS3288A	94294	0.45	0	0.00	0.00	0	0.00	0	0.00	0.45
9	VARSHADEVI CHOUDHARY	AAVPC6720C	37800	0.18	0	0.00	0.00	0	0.00	0	0.00	0.18
<b>Total</b>			<b>3488118</b>	<b>16.61</b>	<b>3200000</b>	<b>91.74</b>	<b>15.24</b>	<b>0</b>	<b>0.00</b>	<b>0</b>	<b>0.00</b>	<b>16.61</b>



(1)(c)(i) BILPOWER LIMITED

category "Public" and holding more than 1% of the total number of shares

Sr. No.	Name of the shareholder	Pan No.	Number of shares held	Shares as a percentage of total number of shares {i.e., Grand Total (A)+(B)+(C) indicated in Statement at para (1)(a) above}	Details of warrants		Details of convertible		Total shares (including underlying shares assuming full conversion of warrants and convertible securities) as a % of diluted share capital
					Number of warrants held	As a % total number of warrants of the same class	Number of convertible securities held	% w.r.t total number of convertible securities of the same class	
1	ARCADIA SHARE & STOC	AAACA4562G	326190	1.553167	0	0.000000	0	0.000000	1.553167
2	MITHUN SECURITIES PRI	AAACM5632M	259016	1.233316	0	0.000000	0	0.000000	1.233316
3	RELIGARE FINVEST LTD	AAFCS6801H	800567	3.811933	0	0.000000	0	0.000000	3.811933
4	GENERAL INSURANCE C	AAACG0615N	586340	2.791883	0	0.000000	0	0.000000	2.791883
5	ANJU KANTILAL JAIN	AABPJ4189L	300000	1.428463	0	0.000000	0	0.000000	1.428463
6	ROHIT KHULLAR	AAFPK6107P	337000	1.60464	0	0.000000	0	0.000000	1.604640
	Jointly With RITIKA KHULLAR								
7	MOHIT KHULLAR	AAFPK6108C	337000	1.60464	0	0.000000	0	0.000000	1.604640
8	ANOOP JAIN (HUF)	AAAH6321A	334819	1.594255	0	0.000000	0	0.000000	1.594255
9	RADHA KISHAN PHULW	AMDPP8710H	480945	2.29004	0	0.000000	0	0.000000	2.290040
<b>Total</b>			<b>3761877</b>	<b>17.912337</b>	<b>0</b>	<b>0.000000</b>	<b>0</b>	<b>0.000000</b>	<b>17.912337</b>



(I)(c)(ii) BILPOWER LIMITED

PAC) belonging to the category "Public" and holding more than 5% of the total number of shares of the company


Sr. No.	Name(s) of the shareholder(s) and the Persons Acting in Concert (PAC) with them	Pan No.	Number of shares	Shares as a percentage of total number of shares {i.e., Grand Total (A)+(B)+(C) indicated in Statement at para (I)(a) above}	Details of warrants		Details of convertible securities		Total shares (including underlying shares assuming full conversion of warrants and convertible securities) as a % of diluted share capital
					Number of warrants	As a % total number of warrants of the same class	Number of convertible securities held	% w.r.t total number of convertible securities of the same class	
I	NIL		0	0.000000	0	0.000000	0	0.000000	0.000000
Total			0	0.000000	0	0.000000	0	0.000000	0.000000



**BILPOWER LIMITED**

**(I)(d) Statement showing details of locked-in shares**

Sr. No.	Name of the shareholder	Pan No.	Number of locked-in shares	Locked-in shares as a (%) percentage of total number of shares {i.e., Grand Total (A)+(B)+(C) indicated in Statement at para (I)(a) above}	Promoter / Promoter Group / Public
1	NIL		Nil	Nil	Public
<b>Total</b>			<b>0</b>	<b>0</b>	






BILPOWER LIMITED

(II)(a) Statement showing details of Depository Receipts (DRs)

Sr. No.	Type of outstanding DR (ADRs, GDRs, SDRs, etc.)	Number of outstanding DRs	Number of shares underlying outstanding DRs	Shares underlying outstanding DRs as a percentage of total number of shares (i.e., Grand Total (A)+(B)+(C) indicated in Statement at para (I)(a) above)
1	NIL	Nil	Nil	Nil
<b>Total</b>		0	0	0



**BILPOWER LIMITED**

**(II)(b) Statement showing Holding of Depository Receipts (DRs), where underlying shares held by 'promoter/promoter group' are in excess of 1% of the total number of shares**

Sr. No.	Name of the DR Holder	Type of outstanding DR (ADRs, GDRs, SDRs, etc.)	Number of shares underlying outstanding DRs	Shares underlying outstanding DRs as a percentage of total number of shares {i.e., Grand Total (A)+(B)+(C) indicated in Statement at para (I)(a) above}
1	NIL		Nil	Nil
<b>Total</b>			<b>0</b>	<b>0</b>

