

Introductory sub-table (I)(a)

Name of the Company:		BILPOWER LIMITED	
Scrip Code, Name of the scrip, class of security:		531590	
Quarter ended:		30/06/2015	
Partly paid-up shares:-	No. of partly paid-up shares	As a % of total no. of partly paid-up shares	As a % of total no. of shares of the company
Held by promoter/promoter group	0	NIL	0
Held by public	0	NIL	0
Total - D	NIL	NIL	NIL
Outstanding convertible securities:-	No. of outstanding securities	As a % of total no. of outstanding convertible securities	As a % of total no. of shares of the company, assuming full conversion of the convertible securities
Held by promoter/promoter group	0	NIL	NIL
Held by public	0	NIL	NIL
Total - E	NIL	NIL	NIL
Warrants:-	No. of warrants	As a % of total no. of warrants	As a % of total no. of shares of the company, assuming full conversion of warrants
Held by promoter/promoter group	0	NIL	NIL
Held by public	0	NIL	NIL
Total - F	NIL	NIL	NIL
Total paid-up capital of the company, assuming full conversion of warrants and convertible securities	21001600		




✓

Statement Showing Shareholding Pattern

Category code	Category of Shareholder	Number of Shareholders	Table (I)(a)		Total shareholding as a percentage of total number of shares		Shares Pledged or otherwise encumbered	
			Total number of shares	Number of shares held in dematerialized form	As a percentage of(A+B) ¹	As a percentage of (A+B+C)	Number of shares	As a percentage
(A)	Shareholding of Promoter and Promoter Group²							
1	Indian							
(a)	Individuals/ Hindu Undivided Family	8	3488018	3488018	16.61	16.61	3200000	91.74
(b)	Central Government/ State Government(s)	0	0	0	0.00	0.00	0	
(c)	Bodies Corporate	1	100	100	0.00	0.00	0	
(d)	Financial Institutions/ Banks	0	0	0	0.00	0.00	0	
(e)	Any Others(Specify)	0	0	0	0.00	0.00	0	
(e-i)	Other Individuals	0	0	0	0.00	0.00	0	
(e-ii)	Mutual Fund	0	0	0	0.00	0.00	0	
(e-iii)	Body Corp in Concert	0	0	0	0.00	0.00	0	
(e-iv)	Non Government Institutions	0	0	0	0.00	0.00	0	
	Sub Total(A)(1)	9	3488118	3488118	16.61	16.61	3200000	91.74
2	Foreign							
a	Individuals (Non-Residents Individuals/ Foreign Individuals)	0	0	0	0.00	0.00	0	
b	Bodies Corporate	0	0	0	0.00	0.00	0	
c	Institutions	0	0	0	0.00	0.00	0	
d	Any Others(Specify)	0	0	0	0.00	0.00	0	
	Sub Total(A)(2)	0	0	0	0.00	0.00	0	
	Total Shareholding of Promoter and Promoter Group (A)= (A)(1)+(A)(2)	9	3488118	3488118	16.61	16.61	3200000	91.74
(B)	Public shareholding							
1	Institutions							
(a)	Mutual Funds/ UTI	0	0	0	0.00	0.00		
(b)	Financial Institutions / Banks	0	0	0	0.00	0.00		
(c)	Central Government/ State Government(s)	0	0	0	0.00	0.00		
(d)	Venture Capital Funds	0	0	0	0.00	0.00		
(e)	Insurance Companies	1	586340	586340	2.79	2.79		
(f)	Foreign Institutional Investors	0	0	0	0.00	0.00		
(g)	Foreign Venture Capital Investors	0	0	0	0.00	0.00		
(h)	Any Other (specify)	0	0	0	0.00	0.00		
	Sub-Total (B)(1)	1	586340	586340	2.79	2.79		


B 2	Non-institutions							
(a)	Bodies Corporate	240	2916135	2914935	13.89	13.89		
(a-i)	Corporate Client Bene	0	0	0	0.00	0.00		
(a-ii)	Corporate client Margin	0	0	0	0.00	0.00		
(a-iii)	Corporate Body (Offer)	0	0	0	0.00	0.00		
(b)	Individuals				0.00	0.00		
I	Individuals -i. Individual shareholders holding nominal share capital up to Rs 1 lakh	7551	6296423	6227748	29.98	29.98		
II	ii. Individual shareholders holding nominal share capital in excess of Rs. 1 lakh	192	7563435	7545435	36.01	36.01		
(c)	Any Other (specify)	0	0	0	0.00	0.00		
(c-i)	NRI Individuals (Non Rep)	12	8631	8631	0.04	0.04		
(c-ii)	OCB	0	0	0	0.00	0.00		
(c-iii)	Foreign Bodies	0	0	0	0.00	0.00		
(c-iv)	NRI (Repatriation)	53	142518	142518	0.68	0.68		
	Sub-Total (B)(2)	8048	16927142	16839267	80.60	80.60		
(B)	Total Public Shareholding (B)= (B)(1)+(B)(2)	8049	17513482	17425607	83.39	83.39		
	TOTAL (A)+(B)	8058	21001600	20913725	100.00	100.00		
(C)	Shares held by Custodians and against which Depository Receipts have been issued							
(1)	Promoter and Promoter Group	0	0	0		0.00		
(2)	Public	0	0	0		0.00		
	GRAND TOTAL (A)+(B)+(C)	8058	21001600	20913725		100	3200000	15.24



BILPOWER LIMITED

(I)(b) Statement showing holding of securities (including shares, warrants, convertible securities) of persons belonging to the category "Promoter and Promoter Group".

Sr. No.	Name of the shareholder	Pan No.	Details of Shares held		Encumbered shares (*)			Details of warrants		Details of convertible		Total shares (including underlying shares assuming full conversion of warrants and convertible securities) as a % of diluted share capital
			Number of shares held	As a % of grand total (A)+(B)+(C)	No.	As a percentage	As a % of grand total (A)+(B)+(C) of sub-clause (I)(a)	Number of warrants held	As a % total number of warrants of the same class	Number of convertible securities held	As a % total number of convertible securities of the same class	
(I)	(II)	(III)	(IV)	(V)	(VI)	(VII)= (VI)/(IV) * 100	(VIII)	(IX)	(X)	(XI)	(XII)	(XIII)
1	Choudhary Global LTD	AAACB3270G	100	0.000476	0	0.00	0.00	0	0.00	0	0.00	0.00
2	Harsh Choudhary	AHBPC7847F	100	0.000476	0	0.00	0.00	0	0.00	0	0.00	0.00
3	N K Choudhary (HUF)	AACHN4287L	1115624	5.312091	1000000	89.64	4.76	0	0.00	0	0.00	5.31
4	Nirmaladevi Choudhary	AADPC1164A	40000	0.190462	0	0.00	0.00	0	0.00	0	0.00	0.19
5	Prabhadevi Choudhary	AEWPC7497M	100	0.000476	0	0.00	0.00	0	0.00	0	0.00	0.00
6	Rajendrakumar anandilal Choudhary	AABPC6898D	100	0.000476	0	0.00	0.00	0	0.00	0	0.00	0.00
7	Rajendra Kumar Choudhary (HUF)	AAEHR7735R	2200000	10.475392	2200000	100.00	10.48	0	0.00	0	0.00	10.48
8	Suresh Kumar Choudhary (HUF)	AAQHS3288A	94294	0.448985	0	0.00	0.00	0	0.00	0	0.00	0.45
9	Varshadevi Choudhary	AAVPC6720C	37800	0.179986	0	0.00	0.00	0	0.00	0	0.00	0.18
Total			3488118	16.608820	3200000	91.74	15.24	0	0.00	0	0.00	16.61



(I)(c)(i) **BILPOWER LIMITED**

category "Public" and holding more than 1% of the total number of shares


Sr. No.	Name of the shareholder	Pan No.	Number of shares held	Shares as a percentage of total number of shares (i.e., Grand Total (A)+(B)+(C) indicated in Statement at para (I)(a) above}	Details of warrants		Details of convertible		Total shares (including underlying shares assuming full conversion of warrants and convertible securities) as a % of diluted share capital
					Number of warrants held	As a % total number of warrants of the same class	Number of convertible securities held	% w.r.t total number of convertible securities of the same class	
1	ARCADIA SHARE &STOC	AAACA4562G	326190	1.553167	0	0.000000	0	0.000000	1.553167
2	MITHUN SECURITIES PRI	AAACM5632M	260016	1.238077	0	0.000000	0	0.000000	1.238077
3	RELIGARE FINVEST LTD	AAPCS6801H	800567	3.811933	0	0.000000	0	0.000000	3.811933
4	GENERAL INSURANCE C	AAACG0615N	586340	2.791883	0	0.000000	0	0.000000	2.791883
5	ANJU KANTILAL JAIN	AABPJ4189L	300000	1.428463	0	0.000000	0	0.000000	1.428463
6	ROHIT KHULLAR	AAFPPK6107P	337000	1.60464	0	0.000000	0	0.000000	1.604640
	Jointly With RITIKA KHULLAR								
7	MOHIT KHULLAR	AAFPPK6108C	337000	1.60464	0	0.000000	0	0.000000	1.604640
8	ANOOP JAIN (HUF)	AAAHA6321A	334819	1.594255	0	0.000000	0	0.000000	1.594255
9	RADHA KISHAN PHULW	AMDPP8710H	480945	2.29004	0	0.000000	0	0.000000	2.290040
Total			3762877	17.917098	0	0.000000	0	0.000000	17.917098



(1)(c)(ii) BILPOWER LIMITED

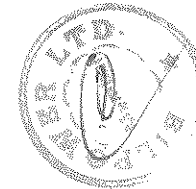
PAC) belonging to the category "Public" and holding more than 5% of the total number of shares of the company

Sr. No.	Name(s) of the shareholder(s) and the Persons Acting in Concert (PAC) with them	Pan No.	Number of shares	Shares as a percentage of total number of shares {i.e., Grand Total (A)+(B)+(C) indicated in Statement at para (1)(a) above}	Details of warrants		Details of convertible securities		Total shares (including underlying shares assuming full conversion of warrants and convertible securities) as a % of diluted share capital
					Number of warrants	As a % total number of warrants of the same class	Number of convertible securities held	% w.r.t total number of convertible securities of the same class	
1	NIL		0	0.000000	0	0.000000	0	0.000000	0.000000
Total			0	0.000000	0	0.000000	0	0.000000	0.000000



BILPOWER LIMITED**(I)(d) Statement showing details of locked-in shares**

Sr. No.	Name of the shareholder	Pan No.	Number of locked-in shares	Locked-in shares as a (%) percentage of total number of shares {i.e., Grand Total (A)+(B)+(C) indicated in Statement at para (I)(a) above}	Promoter / Promoter Group / Public
I	NIL		Nil	Nil	Public
Total			0	0	



BILPOWER LIMITED

(II)(a) Statement showing details of Depository Receipts (DRs)

Sr. No.	Type of outstanding DR (ADRs, GDRs, SDRs, etc.)	Number of outstanding DRs	Number of shares underlying outstanding DRs	Shares underlying outstanding DRs as a percentage of total number of shares {i.e., Grand Total (A)+(B)+(C) indicated in Statement at para (I)(a) above}
1	NIL	Nil	Nil	Nil
Total		0	0	0

